



Location: CMA1b - Harbour Grand Hotel Boundary Wall

Report on 24-hour TSP monitoring

Action Level ($\mu\text{g}/\text{m}^3$) - 176.7

Limit Level ($\mu\text{g}/\text{m}^3$) - 260

Date	Sampling Time	Weather Condition	Filter paper no.	Filter Weight, g		Elapse Time, hr		Sampling Time, hr	Flow Rate, m^3/min			Total Volume, m^3	TSP Level, $\mu\text{g}/\text{m}^3$
				Initial	Final	Initial	Final		Initial, Q_{si}	Final, Q_{sf}	Average		
27-Oct-18	8:00	Fine	27894	2.6498	2.7483	12622.89	12646.89	24.00	1.18	1.18	1.18	1704	57.8
2-Nov-18	8:00	Cloudy	27954	2.6630	2.7512	12649.89	12673.89	24.00	1.30	1.30	1.30	1879	47.0
8-Nov-18	8:00	Cloudy	28076	2.7205	2.8313	12676.89	12700.89	24.00	1.18	1.18	1.18	1704	65.0
14-Nov-18	8:00	Cloudy	28188	2.6695	2.7477	12703.89	12727.89	24.00	1.18	1.19	1.19	1707	45.8
21-Nov-18	15:10	Cloudy	28311	2.6738	2.7559	12743.02	12767.02	24.00	1.18	1.19	1.19	1712	47.9
26-Nov-18	8:00	Cloudy	28316	2.6361	2.6818	12767.02	12791.02	24.00	1.19	1.19	1.19	1718	26.6

Remarks: Due to interruption of electricity, the 24hr TSP was rescheduled from 20 November 2018 to 21 November 2018.

Report on 1-hour TSP monitoring

Action Level ($\mu\text{g}/\text{m}^3$) - 320.1

Limit Level ($\mu\text{g}/\text{m}^3$) - 500

Date	Sampling Time	Weather Condition	Filter paper no.	Filter Weight, g		Elapse Time, hr		Sampling Time, hr	Flow Rate, m^3/min			Total Volume, m^3	TSP Level, $\mu\text{g}/\text{m}^3$
				Initial	Final	Initial	Final		Initial, Q_{si}	Final, Q_{sf}	Average		
29-Oct-18	10:30	Fine	27828	2.6701	2.6761	12646.89	12647.89	1.00	1.18	1.18	1.18	71	84.6
29-Oct-18	13:00	Fine	27826	2.6851	2.6891	12647.89	12648.89	1.00	1.18	1.18	1.18	71	56.4
29-Oct-18	14:09	Fine	27803	2.6848	2.6985	12648.89	12649.89	1.00	1.18	1.18	1.18	71	193.1
3-Nov-18	8:52	Cloudy	27150	2.6748	2.6771	12673.89	12674.89	1.00	1.19	1.19	1.19	71	32.2
3-Nov-18	11:00	Cloudy	28074	2.6881	2.6903	12674.89	12675.89	1.00	1.19	1.19	1.19	71	30.8
3-Nov-18	13:00	Cloudy	27876	2.6811	2.6837	12675.89	12676.89	1.00	1.19	1.19	1.19	71	36.5
9-Nov-18	8:50	Cloudy	28087	2.7250	2.7320	12700.89	12701.89	1.00	1.18	1.18	1.18	71	98.6
9-Nov-18	10:10	Cloudy	28198	2.6844	2.6873	12701.89	12702.89	1.00	1.18	1.18	1.18	71	40.8
9-Nov-18	13:00	Cloudy	28191	2.6931	2.6972	12702.89	12703.89	1.00	1.18	1.18	1.18	71	57.7
15-Nov-18	9:25	Cloudy	28212	2.6898	2.6977	12727.89	12728.89	1.00	1.19	1.19	1.19	71	111.0
15-Nov-18	11:00	Cloudy	28219	2.6968	2.7022	12728.89	12729.89	1.00	1.19	1.19	1.19	71	75.9
15-Nov-18	13:25	Cloudy	28230	2.6863	2.6931	12729.89	12730.89	1.00	1.19	1.19	1.19	71	95.5
21-Nov-18	8:30	Cloudy	28257	2.6824	2.6864	12740.02	12741.02	1.00	1.18	1.18	1.18	71	56.3
21-Nov-18	10:55	Cloudy	28304	2.6912	2.6974	12741.02	12742.02	1.00	1.18	1.18	1.18	71	87.2
21-Nov-18	13:00	Cloudy	28309	2.6722	2.6766	12742.02	12743.02	1.00	1.18	1.18	1.18	71	61.9
27-Nov-18	8:40	Cloudy	28411	2.6582	2.6615	12791.02	12792.02	1.00	1.19	1.19	1.19	71	46.2
27-Nov-18	9:55	Cloudy	28375	2.7047	2.7068	12792.02	12793.02	1.00	1.19	1.19	1.19	71	29.4
27-Nov-18	13:00	Cloudy	28383	2.6647	2.6676	12793.02	12794.02	1.00	1.19	1.19	1.19	71	40.6



Location: CMA2a - Causeway Bay Community Centre

Report on 24-hour TSP monitoring
Action Level ($\mu\text{g}/\text{m}^3$) - 169.5
Limit Level ($\mu\text{g}/\text{m}^3$) - 260

Date	Sampling Time	Weather Condition	Filter paper no.	Filter Weight, g		Elapse Time, hr		Sampling Time, hr	Flow Rate, m^3/min			Total Volume, m^3	TSP Level, $\mu\text{g}/\text{m}^3$
				Initial	Final	Initial	Final		Initial, Q_{si}	Final, Q_{sf}	Average		
27-Oct-18	8:00	Fine	27910	2.6939	2.8929	22196.47	22220.47	24.00	1.29	1.29	1.29	1860	107.0
3-Nov-18	12:15	Cloudy	27877	2.6789	2.7883	22226.50	22250.50	24.00	1.30	1.29	1.29	1864	58.7
8-Nov-18	8:00	Cloudy	28078	2.6980	2.9946	22250.50	22274.50	24.00	1.29	1.29	1.29	1860	159.5
14-Nov-18	8:00	Cloudy	28189	2.6653	2.8196	22277.50	22301.50	24.00	1.29	1.30	1.29	1863	82.8
20-Nov-18	8:00	Cloudy	28233	2.7016	2.8465	22304.50	22328.50	24.00	1.30	1.29	1.29	1864	77.7
26-Nov-18	8:00	Cloudy	28312	2.6698	2.7657	22331.50	22355.50	24.00	1.30	1.30	1.30	1876	51.1

Remarks: Due to interruption of electricity, the 24hr TSP was rescheduled from 2 November 2018 to 3 November 2018.

Report on 1-hour TSP monitoring
Action Level ($\mu\text{g}/\text{m}^3$) - 323.4
Limit Level ($\mu\text{g}/\text{m}^3$) - 500

Date	Sampling Time	Weather Condition	Filter paper no.	Filter Weight, g		Elapse Time, hr		Sampling Time, hr	Flow Rate, m^3/min			Total Volume, m^3	TSP Level, $\mu\text{g}/\text{m}^3$
				Initial	Final	Initial	Final		Initial, Q_{si}	Final, Q_{sf}	Average		
29-Oct-18	10:37	Fine	27221	2.6603	2.6708	22220.47	22221.47	1.00	1.29	1.29	1.29	77	135.6
29-Oct-18	13:00	Fine	27827	2.6858	2.6929	22221.47	22222.47	1.00	1.29	1.29	1.29	77	91.7
29-Oct-18	14:03	Fine	27811	2.6734	2.6847	22222.47	22223.47	1.00	1.29	1.29	1.29	77	145.9
3-Nov-18	8:03	Cloudy	27952	2.6799	2.6849	22223.50	22224.50	1.00	1.30	1.30	1.30	78	64.2
3-Nov-18	9:05	Cloudy	27957	2.7008	2.7047	22224.50	22225.50	1.00	1.30	1.30	1.30	78	50.1
3-Nov-18	11:00	Cloudy	28073	2.6777	2.6831	22225.50	22226.50	1.00	1.30	1.30	1.30	78	69.4
9-Nov-18	8:45	Cloudy	28086	2.6768	2.6906	22274.50	22275.50	1.00	1.29	1.29	1.29	78	178.1
9-Nov-18	10:10	Cloudy	28199	2.6858	2.6933	22275.50	22276.50	1.00	1.29	1.29	1.29	78	96.8
9-Nov-18	13:00	Cloudy	28192	2.6750	2.6810	22276.50	22277.50	1.00	1.29	1.29	1.29	78	77.4
15-Nov-18	9:20	Cloudy	28211	2.6898	2.6972	22301.50	22302.50	1.00	1.30	1.30	1.30	78	95.2
15-Nov-18	13:00	Cloudy	28221	2.6839	2.6918	22302.50	22303.50	1.00	1.30	1.30	1.30	78	101.7
15-Nov-18	14:05	Cloudy	28232	2.6855	2.6944	22303.50	22304.50	1.00	1.30	1.30	1.30	78	114.5
21-Nov-18	8:25	Cloudy	28159	2.6779	2.6847	22328.50	22329.50	1.00	1.29	1.29	1.29	78	87.6
21-Nov-18	10:58	Cloudy	28303	2.6870	2.6981	22329.50	22330.50	1.00	1.29	1.29	1.29	78	143.1
21-Nov-18	13:00	Cloudy	28310	2.6490	2.6589	22330.50	22331.50	1.00	1.29	1.29	1.29	78	127.6
27-Nov-18	8:46	Cloudy	28369	2.6359	2.6414	22355.50	22356.50	1.00	1.18	1.18	1.18	71	77.6
27-Nov-18	10:40	Cloudy	28376	2.6791	2.6857	22356.50	22357.50	1.00	1.18	1.18	1.18	71	93.1
27-Nov-18	13:00	Cloudy	28384	2.6753	2.6816	22357.50	22358.50	1.00	1.18	1.18	1.18	71	88.9



Location: CMA3a - CWB PRE Site Office Area

Report on 24-hour TSP monitoring

Action Level ($\mu\text{g}/\text{m}^3$) - 171

Limit Level ($\mu\text{g}/\text{m}^3$) - 260

Date	Sampling Time	Weather Condition	Filter paper no.	Filter Weight, g		Elapse Time, hr		Sampling Time, hr	Flow Rate, m^3/min			Total Volume, m^3	TSP Level, $\mu\text{g}/\text{m}^3$
				Initial	Final	Initial	Final		Initial, Q_{si}	Final, Q_{sf}	Average		
27-Oct-18	8:00	Fine	27912	2.6766	2.8031	9633.57	9657.57	24.00	1.04	1.04	1.04	1494	84.7
2-Nov-18	8:00	Cloudy	28125	2.6993	2.7852	9660.57	9684.57	24.00	1.04	1.04	1.04	1502	57.2
8-Nov-18	8:00	Cloudy	27873	2.6666	2.8655	9687.57	9711.57	24.00	1.04	1.04	1.04	1495	133.1
14-Nov-18	8:00	Cloudy	28155	2.6747	2.7796	9714.57	9738.57	24.00	1.04	1.04	1.04	1498	70.0
20-Nov-18	8:00	Cloudy	28242	2.6853	2.7688	9741.57	9765.57	24.00	0.98	0.98	0.98	1409	59.3
26-Nov-18	8:00	Cloudy	28314	2.6281	2.6807	9768.57	9792.57	24.00	1.11	1.11	1.11	1600	32.9

Report on 1-hour TSP monitoring

Action Level ($\mu\text{g}/\text{m}^3$) - 311.3

Limit Level ($\mu\text{g}/\text{m}^3$) - 500

Date	Sampling Time	Weather Condition	Filter paper no.	Filter Weight, g		Elapse Time, hr		Sampling Time, hr	Flow Rate, m^3/min			Total Volume, m^3	TSP Level, $\mu\text{g}/\text{m}^3$
				Initial	Final	Initial	Final		Initial, Q_{si}	Final, Q_{sf}	Average		
29-Oct-18	13:30	Fine	27802	2.6760	2.6816	9657.57	9658.57	1.00	1.04	1.04	1.04	62	90.0
29-Oct-18	15:15	Fine	27149	2.6706	2.6764	9658.57	9659.57	1.00	1.04	1.04	1.04	62	93.2
29-Oct-18	16:18	Fine	27147	2.6819	2.6988	9659.57	9660.57	1.00	1.04	1.04	1.04	62	271.7
3-Nov-18	8:40	Cloudy	27958	2.6697	2.6724	9684.57	9685.57	1.00	1.04	1.04	1.04	63	43.1
3-Nov-18	11:00	Cloudy	28071	2.7102	2.7130	9685.57	9686.57	1.00	1.04	1.04	1.04	63	44.7
3-Nov-18	13:00	Cloudy	27878	2.6997	2.7040	9686.57	9687.57	1.00	1.04	1.04	1.04	63	68.7
9-Nov-18	8:35	Cloudy	28088	2.7023	2.7093	9711.57	9712.57	1.00	1.04	1.04	1.04	62	112.4
9-Nov-18	9:55	Cloudy	28201	2.7069	2.7173	9712.57	9713.57	1.00	1.04	1.04	1.04	62	167.0
9-Nov-18	13:00	Cloudy	28193	2.6819	2.6859	9713.57	9714.57	1.00	1.04	1.04	1.04	62	64.2
15-Nov-18	9:10	Cloudy	28210	2.6826	2.6868	9738.57	9739.57	1.00	1.07	1.10	1.09	65	64.4
15-Nov-18	10:50	Cloudy	28220	2.6974	2.6995	9739.57	9740.57	1.00	0.98	0.98	0.98	59	35.7
15-Nov-18	13:00	Cloudy	28229	2.6929	2.6989	9740.57	9741.57	1.00	1.10	1.07	1.09	65	91.9
21-Nov-18	8:30	Cloudy	28333	2.6722	2.6783	9765.57	9766.57	1.00	1.04	1.04	1.04	62	97.8
21-Nov-18	10:55	Cloudy	28302	2.7104	2.7143	9766.57	9767.57	1.00	1.04	1.04	1.04	62	62.5
21-Nov-18	13:00	Cloudy	28332	2.7071	2.7115	9767.57	9768.57	1.00	1.04	1.04	1.04	62	70.6
27-Nov-18	8:26	Cloudy	28368	2.6550	2.6567	9792.57	9793.57	1.00	0.98	0.98	0.98	59	28.8
27-Nov-18	9:50	Cloudy	28373	2.7139	2.7155	9793.57	9794.57	1.00	0.98	0.98	0.98	59	27.1
27-Nov-18	13:00	Cloudy	28382	2.6997	2.7057	9794.57	9795.57	1.00	0.98	0.98	0.98	59	101.6

Location: CMA4a - SPCA

Report on 24-hour TSP monitoring

Action Level ($\mu\text{g}/\text{m}^3$) - 171.2
Limit Level ($\mu\text{g}/\text{m}^3$) - 260

Date	Sampling Time	Weather Condition	Filter paper no.	Filter Weight, g		Elapse Time, hr		Sampling Time, hr	Flow Rate, m^3/min			Total Volume, m^3	TSP Level, $\mu\text{g}/\text{m}^3$
				Initial	Final	Initial	Final		Initial, Q_{si}	Final, Q_{sf}	Average		
27-Oct-18	8:00	Fine	27911	2.7051	2.8450	26452.13	26476.13	24.00	1.26	1.26	1.26	1816	77.0
2-Nov-18	8:00	Cloudy	28126	2.6963	2.7522	26479.13	26503.13	24.00	1.17	1.17	1.17	1689	33.1
8-Nov-18	8:00	Cloudy	28075	2.6869	2.8518	26506.13	26530.13	24.00	1.26	1.26	1.26	1816	90.8
14-Nov-18	8:00	Cloudy	28190	2.6580	2.7795	26533.13	26557.13	24.00	1.26	1.26	1.26	1819	66.8
20-Nov-18	8:00	Cloudy	28241	2.6677	2.7799	26560.13	26584.13	24.00	1.26	1.26	1.26	1819	61.7
26-Nov-18	8:00	Cloudy	28313	2.6768	2.7371	26587.13	26611.13	24.00	1.27	1.27	1.27	1828	33.0

Report on 1-hour TSP monitoring

Action Level ($\mu\text{g}/\text{m}^3$) - 312.5
Limit Level ($\mu\text{g}/\text{m}^3$) - 500

Date	Sampling Time	Weather Condition	Filter paper no.	Filter Weight, g		Elapse Time, hr		Sampling Time, hr	Flow Rate, m^3/min			Total Volume, m^3	TSP Level, $\mu\text{g}/\text{m}^3$
				Initial	Final	Initial	Final		Initial, Q_{si}	Final, Q_{sf}	Average		
29-Oct-18	13:46	Fine	27801	2.6669	2.6731	26476.13	26477.13	1.00	1.17	1.17	1.17	70	88.5
29-Oct-18	14:49	Fine	27806	2.6733	2.6788	26477.13	26478.13	1.00	1.17	1.17	1.17	70	78.5
29-Oct-18	15:54	Fine	27148	2.6853	2.7005	26478.13	26479.13	1.00	1.17	1.17	1.17	70	216.9
3-Nov-18	8:35	Cloudy	27151	2.6962	2.7023	26503.13	26504.13	1.00	1.27	1.27	1.27	76	80.3
3-Nov-18	10:57	Cloudy	27971	2.7012	2.7032	26504.13	26505.13	1.00	1.22	1.22	1.22	73	27.3
3-Nov-18	13:00	Cloudy	27879	2.6947	2.6995	26505.13	26506.13	1.00	1.27	1.27	1.27	76	63.2
9-Nov-18	8:30	Cloudy	28089	2.7102	2.7161	26530.13	26531.13	1.00	1.26	1.26	1.26	76	78.0
9-Nov-18	9:50	Cloudy	28202	2.6819	2.6901	26531.13	26532.13	1.00	1.26	1.26	1.26	76	108.4
9-Nov-18	13:00	Cloudy	28194	2.6888	2.6950	26532.13	26533.13	1.00	1.26	1.26	1.26	76	81.9
15-Nov-18	9:00	Cloudy	28209	2.6904	2.6944	26557.13	26558.13	1.00	1.26	1.26	1.26	76	52.8
15-Nov-18	13:00	Cloudy	28218	2.7018	2.7059	26558.13	26559.13	1.00	1.26	1.26	1.26	76	54.1
15-Nov-18	14:06	Cloudy	28228	2.7021	2.7080	26559.13	26560.13	1.00	1.26	1.26	1.26	76	77.8
21-Nov-18	8:15	Cloudy	28160	2.6918	2.6984	26584.13	26585.13	1.00	1.22	1.22	1.22	73	90.5
21-Nov-18	10:50	Cloudy	28158	2.6938	2.7012	26585.13	26586.13	1.00	1.17	1.17	1.17	70	105.4
21-Nov-18	13:00	Cloudy	28308	2.6792	2.6834	26586.13	26587.13	1.00	1.26	1.26	1.26	76	55.5
27-Nov-18	8:30	Cloudy	28367	2.6474	2.6506	26611.13	26612.13	1.00	1.27	1.27	1.27	76	42.1
27-Nov-18	9:57	Cloudy	28372	2.6942	2.6965	26612.13	26613.13	1.00	1.18	1.18	1.18	71	32.6
27-Nov-18	13:00	Cloudy	28381	2.6737	2.6792	26613.13	26614.13	1.00	1.27	1.27	1.27	76	72.3



Location: CMA5b - Pedestrian Plaza

Report on 24-hour TSP monitoring

Action Level ($\mu\text{g}/\text{m}^3$) - 181

Limit Level ($\mu\text{g}/\text{m}^3$) - 260

Date	Sampling Time	Weather Condition	Filter paper no.	Filter Weight, g		Elapse Time, hr		Sampling Time, hr	Flow Rate, m^3/min			Total Volume, m^3	TSP Level, $\mu\text{g}/\text{m}^3$
				Initial	Final	Initial	Final		Initial, Q_{si}	Final, Q_{sf}	Average		
27-Oct-18	8:00	Fine	27920	2.6923	2.8383	11062.49	11086.49	24.00	0.92	0.92	0.92	1320	110.6
3-Nov-18	15:40	Cloudy	27872	2.6939	2.7391	11092.49	11116.49	24.00	0.92	0.92	0.92	1325	34.1
8-Nov-18	8:00	Cloudy	27865	2.7181	2.9003	11116.49	11140.49	24.00	0.92	0.92	0.92	1320	138.0
14-Nov-18	8:00	Cloudy	28152	2.7080	2.8462	11143.49	11167.49	24.00	0.92	0.92	0.92	1324	104.4
21-Nov-18	15:59	Cloudy	28330	2.6835	2.7679	11196.32	11220.32	24.00	1.05	1.07	1.06	1526	55.3
27-Nov-18	15:23	Cloudy	28385	2.6486	2.7096	11220.57	11244.57	24.00	0.93	0.93	0.93	1338	45.6

Remarks: Due to interruption of electricity, the 24hr TSP was rescheduled from 2, 20,26 November 2018 to 3, 21,27 November 2018.

Report on 1-hour TSP monitoring

Action Level ($\mu\text{g}/\text{m}^3$) - 332

Limit Level ($\mu\text{g}/\text{m}^3$) - 500

Date	Sampling Time	Weather Condition	Filter paper no.	Filter Weight, g		Elapse Time, hr		Sampling Time, hr	Flow Rate, m^3/min			Total Volume, m^3	TSP Level, $\mu\text{g}/\text{m}^3$
				Initial	Final	Initial	Final		Initial, Q_{si}	Final, Q_{sf}	Average		
29-Oct-18	13:00	Fine	28002	2.6689	2.6794	11086.49	11087.49	1.00	0.92	0.92	0.92	55	191.1
29-Oct-18	15:29	Fine	27967	2.6761	2.6868	11087.49	11088.49	1.00	0.92	0.92	0.92	55	194.8
29-Oct-18	16:50	Fine	27780	2.7167	2.7410	11088.49	11089.49	1.00	0.92	0.92	0.92	55	442.4
3-Nov-18	8:15	Cloudy	27152	2.6831	2.6866	11089.49	11090.49	1.00	0.92	0.92	0.92	55	63.2
3-Nov-18	9:37	Cloudy	27956	2.6914	2.6949	11090.49	11091.49	1.00	0.92	0.92	0.92	55	63.2
3-Nov-18	13:00	Cloudy	28072	2.7029	2.7061	11091.49	11092.49	1.00	0.92	0.92	0.92	55	57.8
9-Nov-18	8:04	Cloudy	28106	2.7140	2.7198	11140.49	11141.49	1.00	0.92	0.92	0.92	55	105.4
9-Nov-18	9:25	Cloudy	28200	2.6840	2.6944	11141.49	11142.49	1.00	0.92	0.92	0.92	55	189.1
9-Nov-18	10:30	Cloudy	28197	2.7114	2.7225	11142.49	11143.49	1.00	0.92	0.92	0.92	55	201.8
15-Nov-18	8:07	Cloudy	28206	2.7010	2.7060	11167.49	11168.49	1.00	0.92	0.92	0.92	55	90.6
15-Nov-18	9:50	Cloudy	28213	2.6972	2.7035	11168.49	11169.49	1.00	0.92	0.92	0.92	55	114.1
15-Nov-18	13:00	Cloudy	28222	2.6586	2.6655	11169.49	11170.49	1.00	0.92	0.92	0.92	55	125.0
21-Nov-18	8:10	Cloudy	28161	2.6762	2.6805	11193.32	11194.32	1.00	0.92	0.92	0.92	55	78.1
21-Nov-18	9:30	Cloudy	28259	2.6585	2.6641	11194.32	11195.32	1.00	0.92	0.92	0.92	55	101.6
21-Nov-18	13:20	Cloudy	28307	2.6921	2.6957	11195.32	11196.32	1.00	0.92	0.92	0.92	55	65.3
27-Nov-18	8:15	Cloudy	28366	2.6563	2.6588	11217.57	11218.57	1.00	0.93	0.93	0.93	56	45.0
27-Nov-18	11:00	Cloudy	28379	2.6764	2.6809	11218.57	11219.57	1.00	0.93	0.93	0.93	56	81.0
27-Nov-18	13:00	Cloudy	28380	2.7014	2.7033	11219.57	11220.57	1.00	0.93	0.93	0.93	56	34.2



Location: MA1e - International Finance Centre (Eastern Wing)

Report on 24-hour TSP monitoring

Action Level ($\mu\text{g}/\text{m}^3$) - 173.4
Limit Level ($\mu\text{g}/\text{m}^3$) - 260

Date	Sampling Time	Weather Condition	Filter paper no.	Filter Weight, g		Elapse Time, hr		Sampling Time, hr	Flow Rate, m^3/min			Total Volume, m^3	TSP Level, $\mu\text{g}/\text{m}^3$
				Initial	Final	Initial	Final		Initial, Q_{si}	Final, Q_{sf}	Average		
27-Oct-18	8:00	Fine	27882	2.7121	2.8226	23362.53	23386.53	24.00	1.18	1.18	1.18	1705	64.8
2-Nov-18	8:00	Cloudy	27961	2.6580	2.7359	23389.53	23413.53	24.00	1.14	1.14	1.14	1645	47.4
8-Nov-18	8:00	Cloudy	27128	2.6884	2.8460	23416.53	23440.53	24.00	1.14	1.14	1.14	1639	96.1
14-Nov-18	8:00	Cloudy	28097	2.7134	2.8056	23443.53	23467.53	24.00	1.19	1.19	1.19	1708	54.0
20-Nov-18	8:00	Cloudy	28235	2.6923	2.7788	23472.26	23496.26	24.00	1.14	1.19	1.16	1675	51.6
26-Nov-18	8:00	Cloudy	28091	2.7046	2.7501	23499.26	23523.26	24.00	1.15	1.14	1.15	1651	27.6

Report on 1-hour TSP monitoring

Action Level ($\mu\text{g}/\text{m}^3$) - 325.1
Limit Level ($\mu\text{g}/\text{m}^3$) - 500

Date	Sampling Time	Weather Condition	Filter paper no.	Filter Weight, g		Elapse Time, hr		Sampling Time, hr	Flow Rate, m^3/min			Total Volume, m^3	TSP Level, $\mu\text{g}/\text{m}^3$
				Initial	Final	Initial	Final		Initial, Q_{si}	Final, Q_{sf}	Average		
29-Oct-18	9:15	Fine	27798	2.6705	2.6751	23386.53	23387.53	1.00	1.16	1.16	1.16	70	66.1
29-Oct-18	10:26	Fine	27795	2.6501	2.6546	23387.53	23388.53	1.00	1.18	1.18	1.18	71	63.4
29-Oct-18	13:00	Fine	27792	2.6574	2.6633	23388.53	23389.53	1.00	1.14	1.14	1.14	68	86.5
3-Nov-18	9:35	Cloudy	27950	2.6588	2.6614	23413.53	23414.53	1.00	1.19	1.19	1.19	71	36.5
3-Nov-18	10:39	Cloudy	27134	2.6753	2.6779	23414.53	23415.53	1.00	1.10	1.10	1.10	66	39.5
3-Nov-18	13:00	Cloudy	27131	2.6835	2.6875	23415.53	23416.53	1.00	1.14	1.14	1.14	69	58.3
9-Nov-18	8:52	Cloudy	27125	2.6766	2.6832	23440.53	23441.53	1.00	1.14	1.14	1.14	68	96.6
9-Nov-18	9:55	Cloudy	28102	2.7103	2.7165	23441.53	23442.53	1.00	1.14	1.14	1.14	68	90.8
9-Nov-18	11:00	Cloudy	28099	2.6990	2.7033	23442.53	23443.53	1.00	1.14	1.14	1.14	68	63.0
15-Nov-18	8:38	Cloudy	28179	2.6948	2.6980	23467.53	23468.53	1.00	1.19	1.19	1.19	71	44.9
15-Nov-18	13:00	Cloudy	28225	2.6928	2.6961	23468.53	23469.53	1.00	1.09	1.09	1.09	66	50.2
15-Nov-18	15:00	Cloudy	28237	2.6943	2.7016	23469.53	23470.53	1.00	1.19	1.19	1.19	71	102.5
21-Nov-18	8:45	Cloudy	28095	2.7068	2.7104	23496.26	23497.26	1.00	1.09	1.09	1.09	66	54.9
21-Nov-18	9:53	Cloudy	28335	2.6563	2.6597	23497.26	23498.26	1.00	1.09	1.09	1.09	66	51.8
21-Nov-18	10:56	Cloudy	28336	2.6614	2.6646	23498.26	23499.26	1.00	1.14	1.14	1.14	68	46.8
27-Nov-18	9:14	Cloudy	28329	2.6775	2.6792	23523.26	23524.26	1.00	1.10	1.10	1.10	66	25.8
27-Nov-18	10:20	Cloudy	28326	2.7039	2.7057	23524.26	23525.26	1.00	1.10	1.10	1.10	66	27.3
27-Nov-18	13:00	Cloudy	27862	2.6782	2.6802	23525.26	23526.26	1.00	1.14	1.14	1.14	69	29.1



Location: MA1w - International Finance Centre (Western Wing)

Report on 24-hour TSP monitoring

Action Level ($\mu\text{g}/\text{m}^3$) - 173.4
 Limit Level ($\mu\text{g}/\text{m}^3$) - 260

Date	Sampling Time	Weather Condition	Filter paper no.	Filter Weight, g		Elapse Time, hr		Sampling Time, hr	Flow Rate, m^3/min			Total Volume, m^3	TSP Level, $\mu\text{g}/\text{m}^3$
				Initial	Final	Initial	Final		Initial, Q_{si}	Final, Q_{sf}	Average		
27-Oct-18	8:00	Fine	27883	2.7059	2.8844	23133.94	23157.94	24.00	1.45	1.45	1.45	2087	85.5
2-Nov-18	8:00	Cloudy	27960	2.6642	2.7843	23160.94	23184.94	24.00	1.45	1.46	1.45	2095	57.3
8-Nov-18	8:00	Cloudy	27127	2.6861	2.9154	23187.94	23211.94	24.00	1.34	1.39	1.37	1968	116.5
14-Nov-18	8:00	Cloudy	28176	2.6707	2.8006	23214.94	23238.94	24.00	1.45	1.45	1.45	2090	62.1
20-Nov-18	8:00	Cloudy	28236	2.6765	2.7859	23241.94	23265.94	24.00	1.45	1.45	1.45	2091	52.3
27-Nov-18	15:04	Cloudy	28404	2.6627	2.7121	23295.67	23319.67	24.00	1.41	1.40	1.40	2023	24.4

Remarks: Due to interruption of electricity, the 24hr TSP was rescheduled from 26 November 2018 to 27 November 2018.

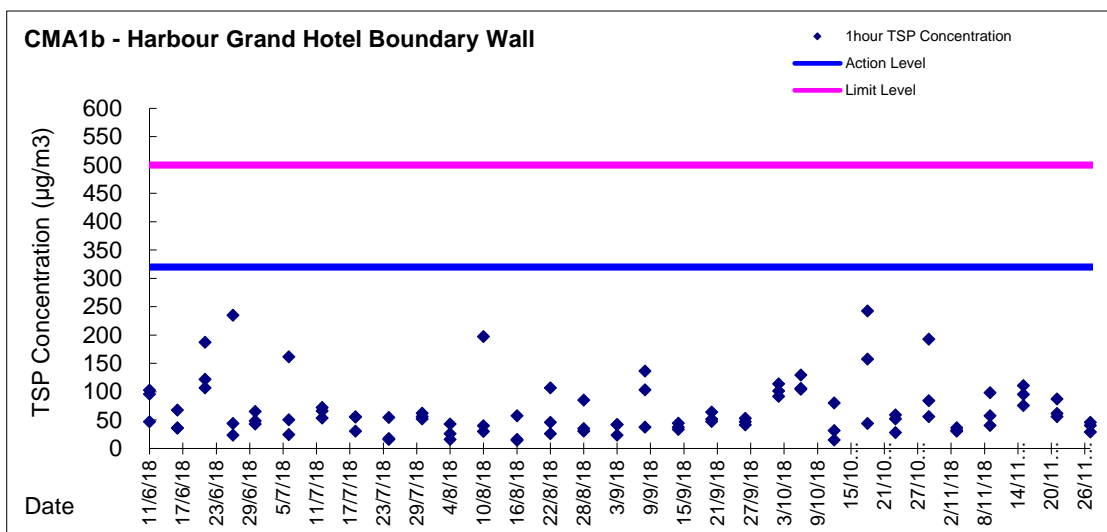
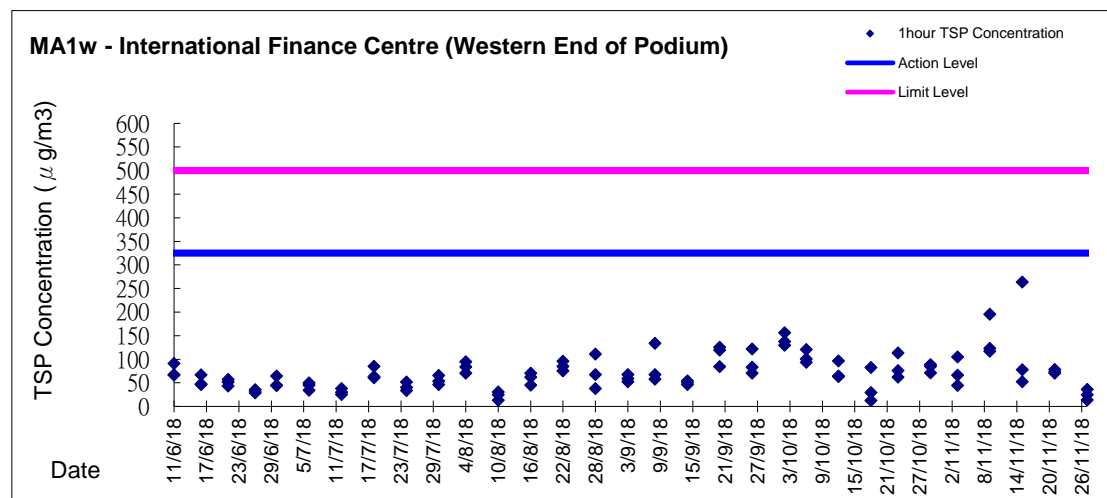
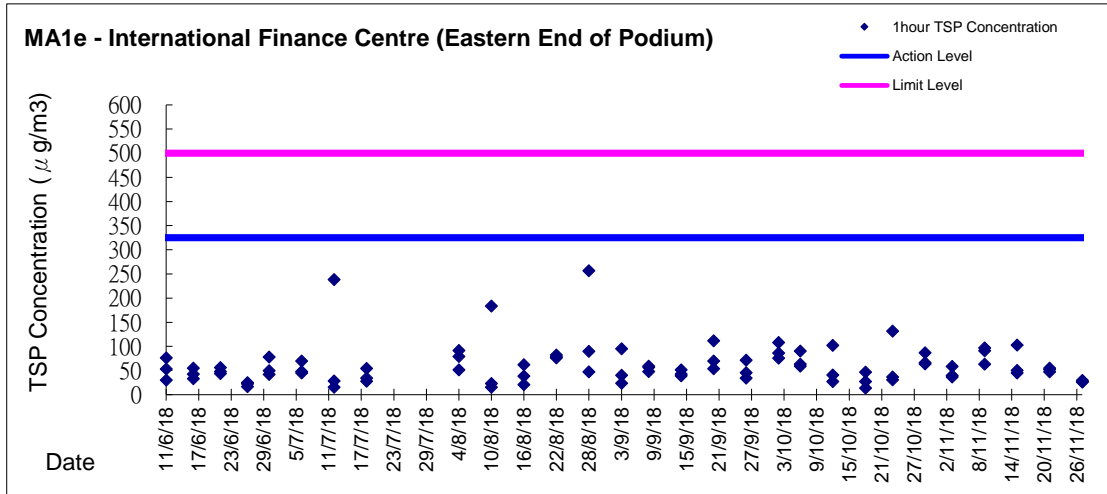
Report on 1-hour TSP monitoring

Action Level ($\mu\text{g}/\text{m}^3$) - 325.1
 Limit Level ($\mu\text{g}/\text{m}^3$) - 500

Date	Sampling Time	Weather Condition	Filter paper no.	Filter Weight, g		Elapse Time, hr		Sampling Time, hr	Flow Rate, m^3/min			Total Volume, m^3	TSP Level, $\mu\text{g}/\text{m}^3$
				Initial	Final	Initial	Final		Initial, Q_{si}	Final, Q_{sf}	Average		
29-Oct-18	9:07	Fine	27799	2.6585	2.6659	23157.94	23158.94	1.00	1.45	1.45	1.45	87	85.1
29-Oct-18	10:19	Fine	27796	2.6815	2.6877	23158.94	23159.94	1.00	1.45	1.45	1.45	87	71.3
29-Oct-18	15:00	Fine	27793	2.6802	2.6879	23159.94	23160.94	1.00	1.45	1.45	1.45	87	88.6
3-Nov-18	9:27	Cloudy	27951	2.6910	2.6949	23184.94	23185.94	1.00	1.46	1.46	1.46	87	44.7
3-Nov-18	10:37	Cloudy	27135	2.6935	2.6993	23185.94	23186.94	1.00	1.46	1.46	1.46	87	66.4
3-Nov-18	13:00	Cloudy	27132	2.6791	2.6883	23186.94	23187.94	1.00	1.46	1.46	1.46	87	105.4
9-Nov-18	8:08	Cloudy	27126	2.6838	2.6932	23211.94	23212.94	1.00	1.34	1.34	1.34	80	117.0
9-Nov-18	9:50	Cloudy	27122	2.6804	2.6974	23212.94	23213.94	1.00	1.45	1.45	1.45	87	195.5
9-Nov-18	10:55	Cloudy	28100	2.7266	2.7369	23213.94	23214.94	1.00	1.39	1.39	1.39	84	123.1
15-Nov-18	8:33	Cloudy	28207	2.7069	2.7113	23238.94	23239.94	1.00	1.40	1.40	1.40	84	52.5
15-Nov-18	10:40	Cloudy	28216	2.6742	2.6972	23239.94	23240.94	1.00	1.45	1.45	1.45	87	263.9
15-Nov-18	13:00	Cloudy	28226	2.6882	2.6950	23240.94	23241.94	1.00	1.45	1.45	1.45	87	78.0
21-Nov-18	8:40	Cloudy	28096	2.7196	2.7258	23265.94	23266.94	1.00	1.40	1.40	1.40	84	74.1
21-Nov-18	9:45	Cloudy	28334	2.6735	2.6801	23266.94	23267.94	1.00	1.40	1.40	1.40	84	78.8
21-Nov-18	10:48	Cloudy	28093	2.6987	2.7046	23267.94	23268.94	1.00	1.40	1.40	1.40	84	70.5
27-Nov-18	9:15	Cloudy	28092	2.6819	2.6851	23292.67	23293.67	1.00	1.46	1.46	1.46	87	36.6
27-Nov-18	10:17	Cloudy	28327	2.6708	2.6730	23293.67	23294.67	1.00	1.46	1.46	1.46	87	25.1
27-Nov-18	13:00	Cloudy	28324	2.7010	2.7022	23294.67	23295.67	1.00	1.46	1.46	1.46	87	13.7

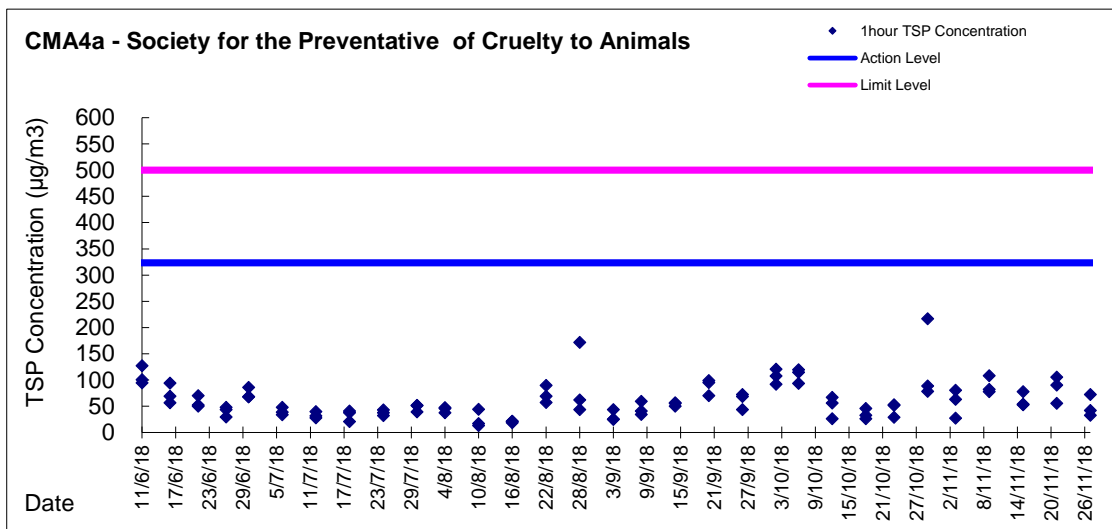
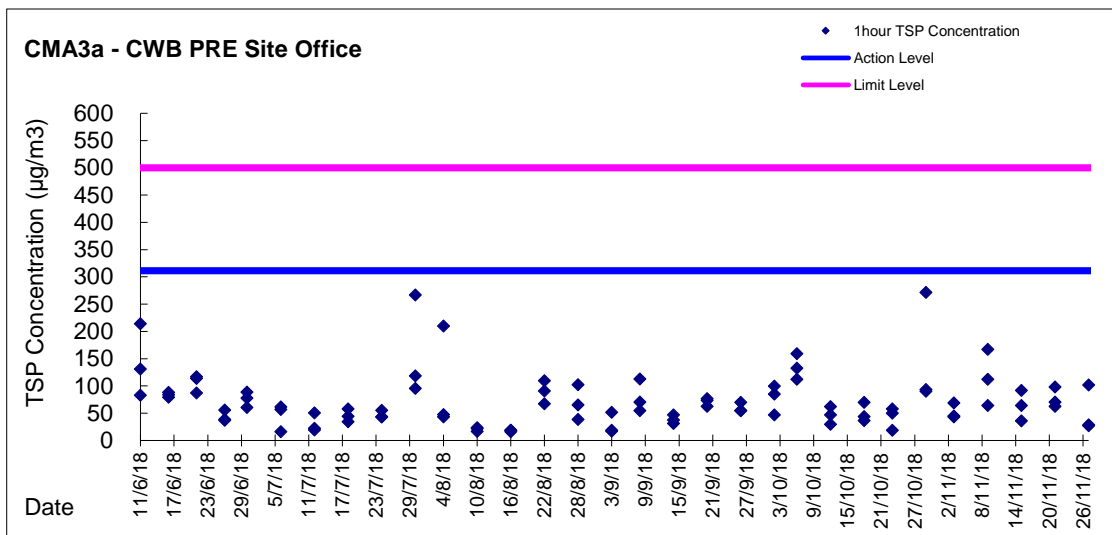
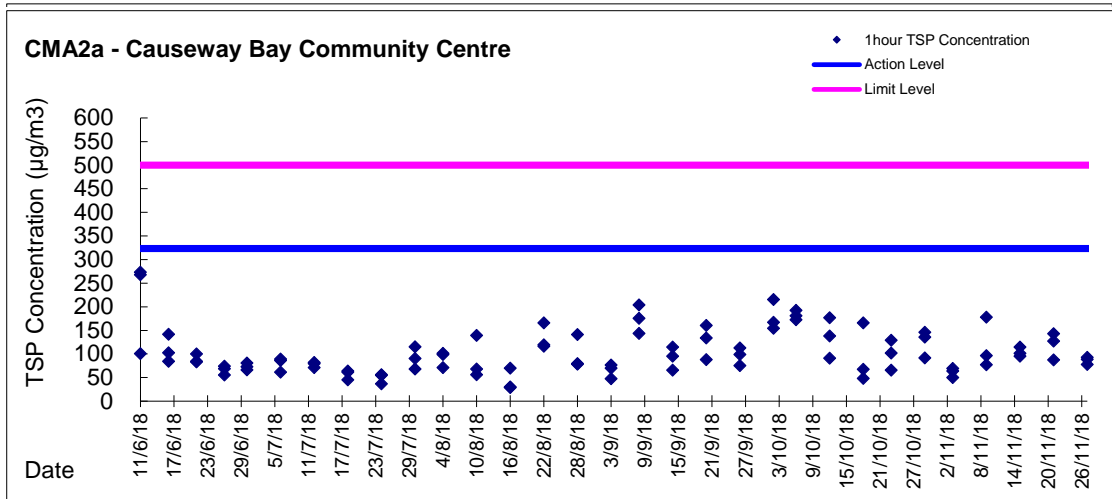


Graphic Presentation of 1 hour TSP Result



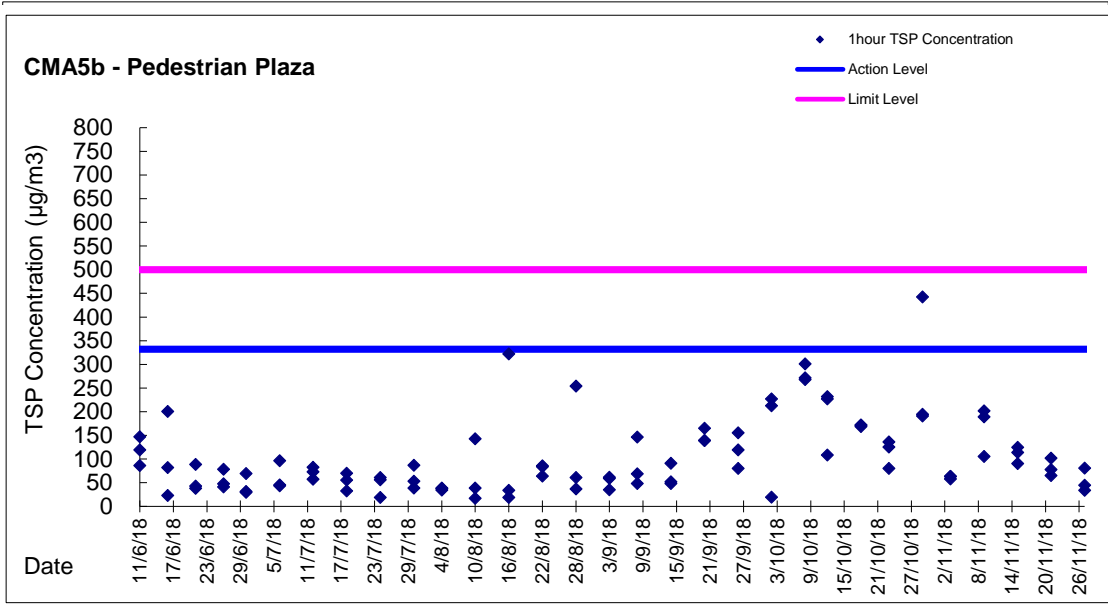


Graphic Presentation of 1 hour TSP Result

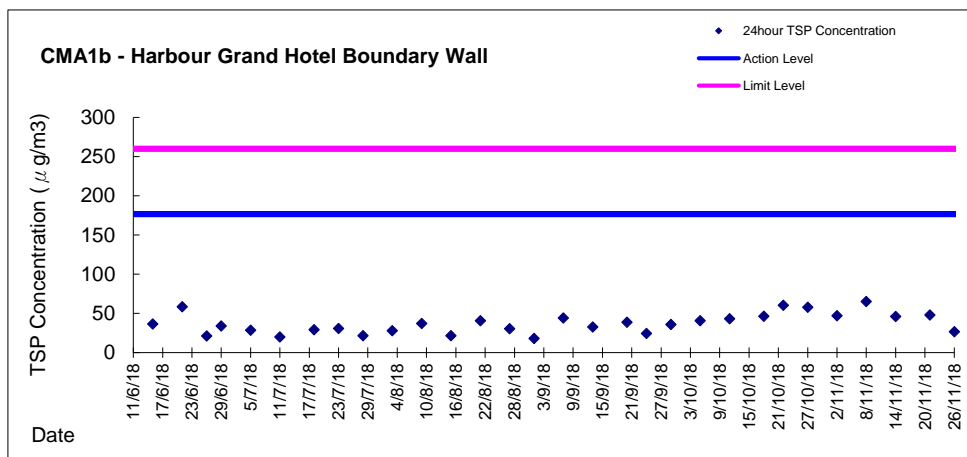
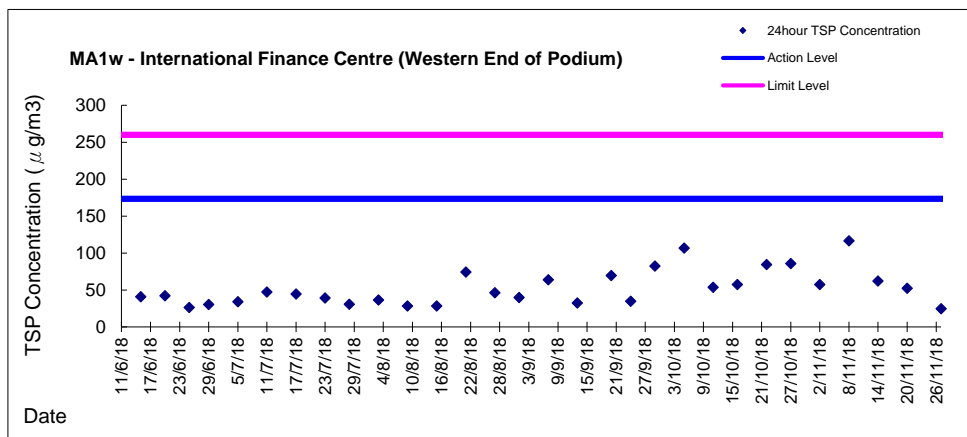
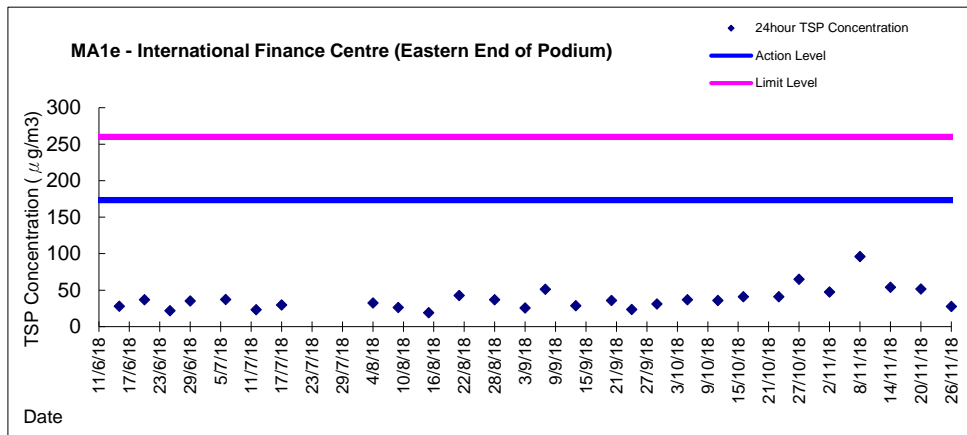




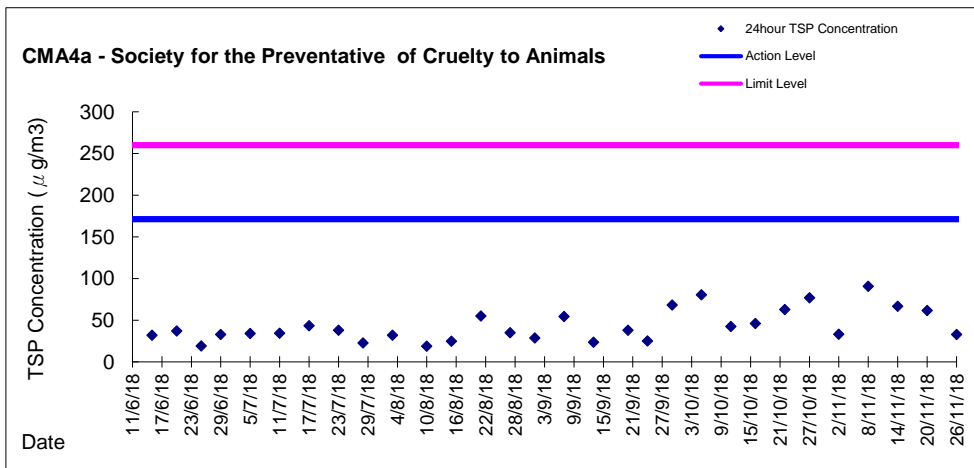
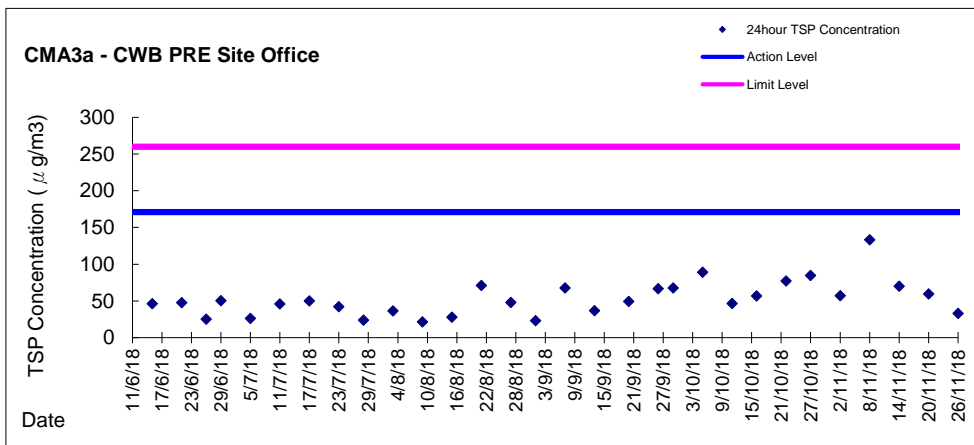
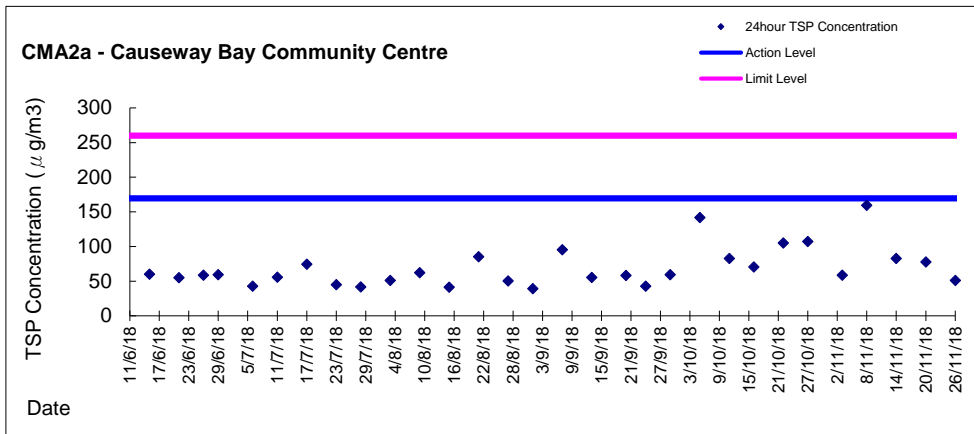
Graphic Presentation of 1 hour TSP Result



Graphic Presentation of 24 hour TSP Result



Graphic Presentation of 24 hour TSP Result



Graphic Presentation of 24 hour TSP Result

